


IP470

PICMG® 1.0 14-Slot Backplane



Features


- 4-layer PCB
- AT / ATX power connector, DC power outlet terminal
- 12x PCI, 2x ISA
- LED power indicators for +5V, -5V, +12V, -12V, 3.3V, +5VSB
- Size: 264.2mm x 311.2mm (10.4"x 12.3")

Ordering Information

IP470	PICMG® 1.0 14-Slot Backplane w/ 12 PCI, 2 ISA lane slots
-------	--

IP380L/IP380

PICMG® 1.3 8-Slot Backplane



Features


- 4-layer PCB
- AT / ATX power connector
- 1x PCI-E 16-lane slot, 3x PCI-E 1-lane slot
- PICMG® 1.3 connector (A: PCI-E x16, B: PCI-E x8, C: PCI-E x16, D: PCI-E x8), 4x PCI (32-bit) slot
- Size: 221mm x 328mm (8.7" x 12.9")

Ordering Information

IP380L / IP380-R	PICMG® 1.3 8-slot Backplane with 1x PCI-E 16-lane slot and 3x PCI-E 1-lane slot , 4x PCI
------------------	--

IP314

PICMG® 1.3 14-Slot Backplane



Features


- 4-layer PCB
- ATX power connector
- 1x PCI-E 16-lane slot, 2x PCI-E 4-lane slot, 2x ISA, 8x PCI
- PICMG® 1.3 connector (A: PCI-E x16, B: PCI-E x8, C: PCI-E x16, D: PCI-E x8)
- Size: 310mm x 327mm (12.2" x 12.9")

Ordering Information

IP314	PICMG® 1.3 14-slot Backplane with 1x PCI-E 16-lane slot, 2x PCI-E 4-lane slot, 2x ISA, 8x PCI
-------	---

IP180

4-Slot (64bit/33MHz) PCI or 2-Slot (64bit/66MHz) PCI or 4-Slot (64bit/100MHz) PCI-X Passive Backplane



Features

- 4-layer PCB
- AT / ATX power connector
- LED power indicators for +5V, -5V, +12V, -12V, 3.3V
- Size: 352mm x 316mm (13.9" x 12.4")

Ordering Information

IP180-R	4-Slot or 2-Slot PCI-X Passive Backplane
---------	--